

## Office 365 Login

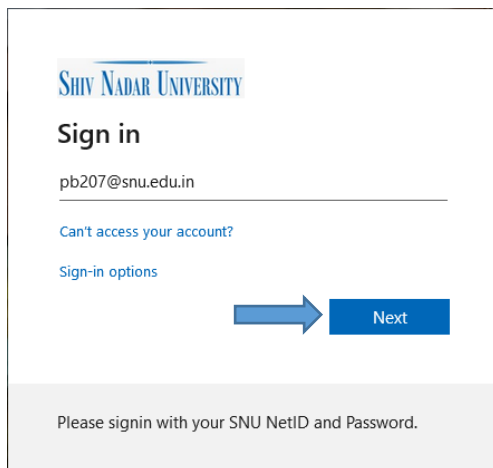
Office 365 is a cloud-based subscription service that brings together a variety of Microsoft applications delivered through their powerful cloud services. It offers Microsoft Word, PowerPoint, Excel, OneNote etc. Office 365 apps allow users to view and edit Microsoft Office documents on any of their devices.

### How to access O365

**Step 1:** Go to the following URL

<http://myapps.microsoft.com/snu.edu.in>

Enter your net id along with **@snu.edu.in** (as displayed below)



SHIV NADAR UNIVERSITY

**Sign in**

pb207@snu.edu.in

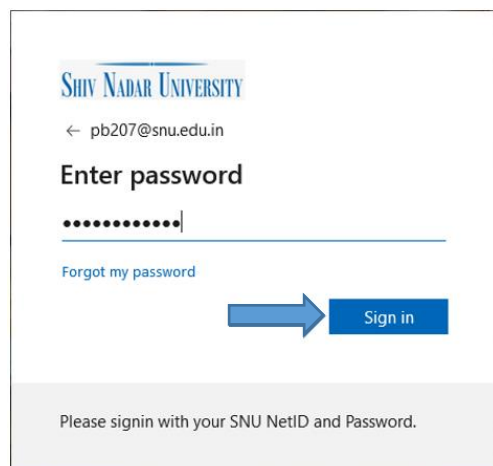
[Can't access your account?](#)

[Sign-in options](#)

Next

Please signin with your SNU NetID and Password.

**Step 2:** Please Enter **NET ID** password **\*\*\*\*\*** (same password that you use for SNU applications, ERP and Blackboard). Then click on Sign-In.



SHIV NADAR UNIVERSITY

< pb207@snu.edu.in

**Enter password**

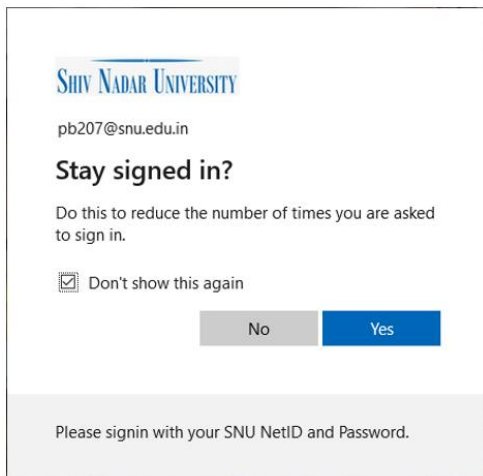
.....|

[Forgot my password](#)

Sign in

Please signin with your SNU NetID and Password.

**Step 3:** Click on check box  **Don't show this again** -> **Yes**



SHIV NADAR UNIVERSITY

pb207@snu.edu.in

**Stay signed in?**


Do this to reduce the number of times you are asked to sign in.

Don't show this again

No Yes

Please sign in with your SNU NetID and Password.

**Step 4:** Once you have logged in successfully you can choose the app you want to use.



SHIV NADAR UNIVERSITY

o365  
SHIV NADAR UNIVERSITY

Apps

Search apps

- Calendar
- Excel
- OneDrive
- People
- Power Automate
- Stream
- Teams
- Word
- Delve
- Forms
- OneNote
- Planner
- PowerPoint
- Sway
- To Do
- Yammer
- Dynamics 365
- Kaizala
- Outlook
- Power Apps
- SharePoint
- Tasks
- Whiteboard
- Groups

[Demo/Training videos](#)

For more information click on the link - [Microsoft Training Videos](#)